

WEEKLY NEW BRUNSWICK INFLUENZA REPORT
Reporting period: November 8 – November 14, 2009 (week 45)
Week 35 marked the start of the 2009-2010 Influenza Season

1) Overall Influenza Summary-Week 45

The overall influenza activity in New Brunswick has decreased in week 45 compared to the previous week. Four hundred and four positive lab results were reported during the current week; 395 pandemic (H1N1) specimens and 9 influenza A specimens pending further testing. Of the 395 positive pandemic (H1N1) lab results, 64% were individuals between 0 to 19 years of age. Forty nine hospitalizations related to Pandemic (H1N1) was reported during week 45, from all Regions except Region 6.

There were 29 outbreaks reported during week 45; two in a nursing home, and 27 ILI school outbreaks were reported in all Regions (except Region 6). The NB ILI consultation rate was significantly lower (104.8 consultations per 1,000 patient visits) compared to last week (217.1 consultations per 1,000 patients visits) and above the expected range for this time of year. Six regions reported localized activity (R1, R2, R3, R4, R5 and R7), and one region reported sporadic activity (R6).

2) Influenza Laboratory Data

Surveillance specimens are submitted by recruited New Brunswick Sentinel Practitioner Influenza Network (NB SPIN) practitioners, which are comprised of 1 site in Urgent Care, 8 sites in Emergency Rooms, 7 sites in Family Practice, 3 sites in First Nations communities, 1 site in a Nursing Home, 4 sites in Universities and 10 sites in Community Health Centres. Diagnostic specimens are submitted by physicians in the community/hospital setting. Influenza laboratory data is comprised of results from surveillance and diagnostic specimens. All laboratory specimens are tested using a real-time PCR assay, which is a rapid detection method designed for detection of all known variants of influenza A and B. All laboratory-confirmed cases are reported for the week when laboratory confirmation was received.

Graph 1: Number and percent of positive influenza specimens in New Brunswick, by week, up to November 14, 2009 (data source: G. Dumont lab results) *

***[Week 41 to week 34 constitutes the 2008/2009 season and week 35 marks the start of season 2009/2010]**

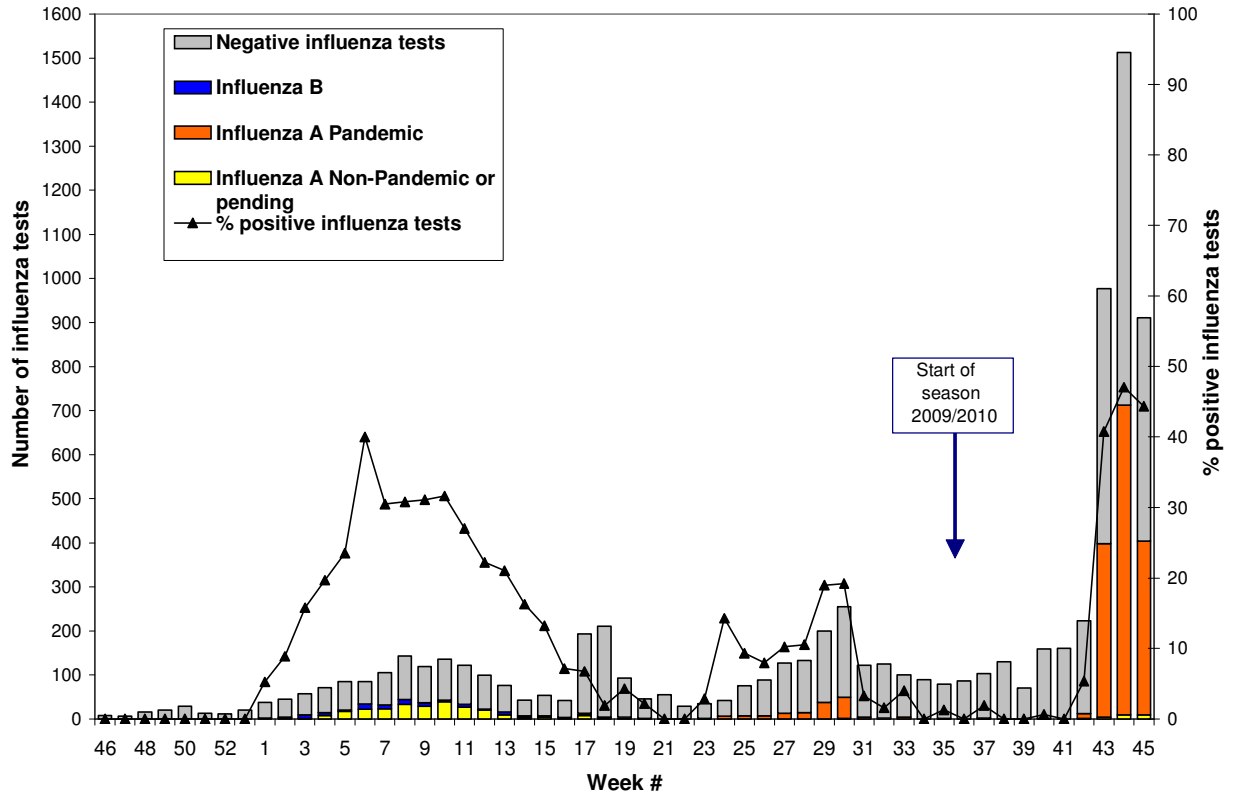


Table 1: Positive influenza test results by Health Region in New Brunswick up to November 14, 2009 (data source: G. Dumont lab results)

	Reporting period: 08/11/09 –14/11/09				Cumulative: (2009/2010 season) 30/08/09 –14/11/09			Cumulative: (2008/2009 season) 05/10/08 –29/08/09		
	Activity level	Influenza A		Influenza B	Influenza A		Influenza B	Influenza A		Influenza B
		Non-Pandemic or pending	Pandemic (H1N1)		Non-Pandemic or pending	Pandemic (H1N1)		Non-Pandemic	Pandemic (H1N1)	
Region 1	Localized	7	166	0	14	710	0	123	67	68
Region 2	Localized	1	19	0	5	274	1	21	10	8
Region 3	Localized	0	54	0	2	172	0	10	59	4
Region 4	Localized	1	57	0	1	277	0	51	4	7
Region 5	Localized	0	54	0	1	78	0	10	0	2
Region 6	Sporadic	0	30	0	1	76	0	37	4	0
Region 7	Localized	0	15	0	0	43	0	6	3	7
Total NB		9	395	0	24	1630	1	258	147	96

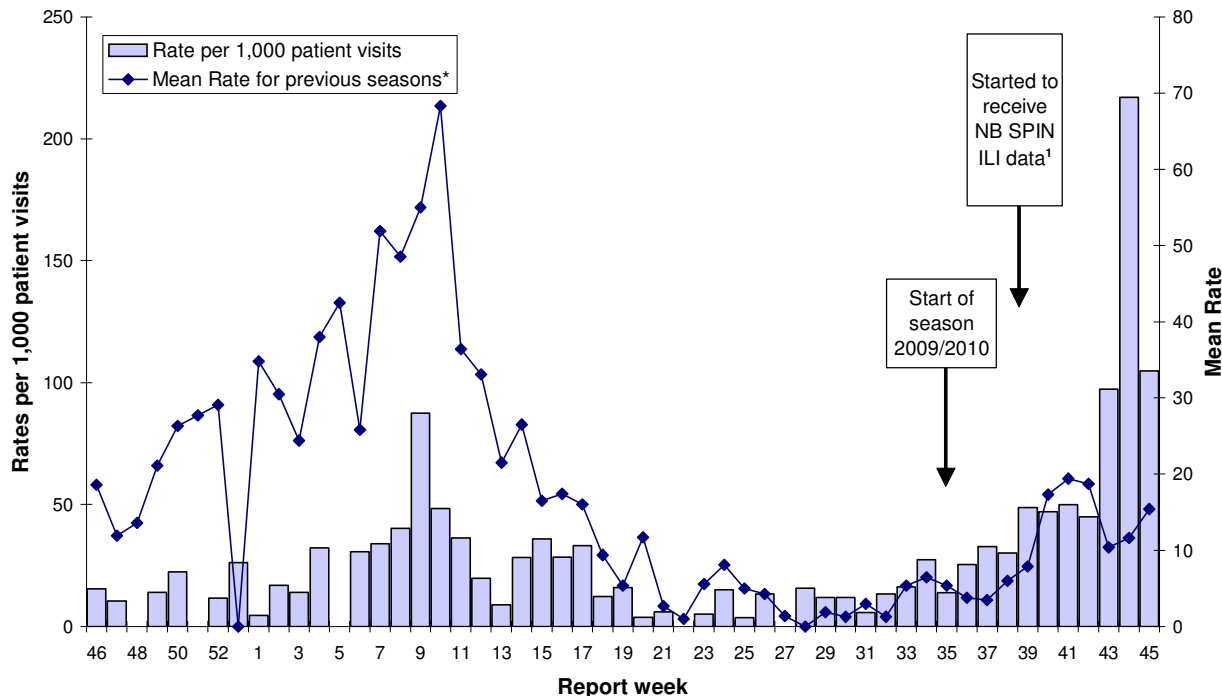
3) ILI Consultation Rates

A total of 34 practitioner sites (9 FluWatch sentinel physicians and 25 NB SPIN sites) are recruited this season to report the number of ILI patients and total patient consultations one day during a reporting week.

21 practitioner sites (8 FluWatch and 13 NB SPIN) reported a total of 63 cases of ILI of the 601 patients seen for any reason during this reporting period

This week, the ILI consultation rate was 104.8 consultations per 1,000 patient visits which is a significant decrease from last week. The sentinel response rate was 89% for the FluWatch sentinel physicians and 52% for the NB SPIN practitioners.

Graph 2: ILI Consultation Rates in New Brunswick, by report week, seasons 2008/09 and 2009/10 compared to previous seasons



* For season 2008/2009 (up to week 34), the mean rate was based on data from the 1996/1997 to 2007/2008 seasons. For season 2009/2010 (starting week 35), the mean rate was based on data from the 1996/97 to 2008/09 seasons.

¹ In week 39, we started to receive ILI consultation data from contributing NB SPIN Practitioners from the Public Health Agency of Canada.

4) ILI and Laboratory-Confirmed Outbreak Data

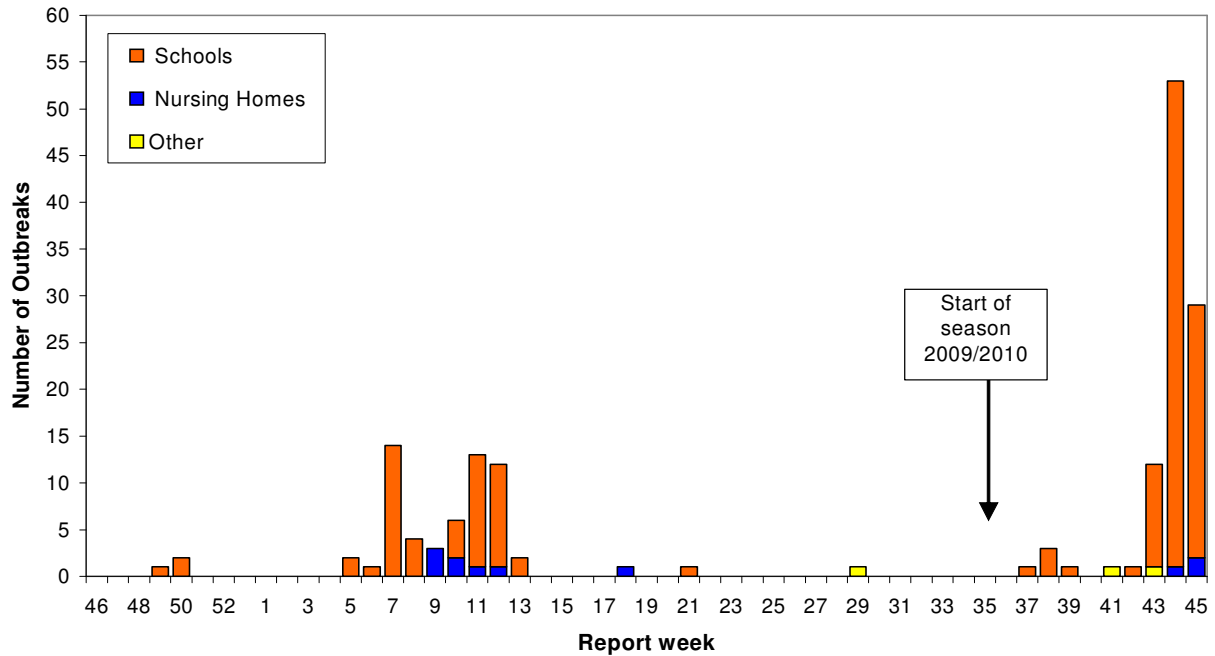
Table 2: ILI activity/outbreaks in New Brunswick nursing homes and schools for the reporting week, and cumulative numbers for the 2008/2009 and 2009/2010 seasons, by Health Region.

	Reporting period: 08/11/09 –14/11/09			Cumulative # of outbreaks (current season) 2009-2010	Cumulative # of outbreaks (past season) 2008-2009
	Lab-confirmed outbreaks in Nursing Homes*	Schools reporting ILI outbreaks**	Others lab-confirmed outbreaks*		
Region 1	1 out of 13	3 out of 74	0	16	2
Region 2	0 out of 14	12 out of 81	0	46	18
Region 3	1 out of 14	4 out of 95	0	20	15
Region 4	0 out of 6	3 out of 22	0	8	0
Region 5	0 out of 2	1 out of 18	0	2	7
Region 6	0 out of 9	0 out of 36	0	2	10
Region 7	0 out of 4	4 out of 27	0	7	11
Total NB	2 out of 62	27 out of 353	0	101	63

*Two or more ILI cases within a seven day period, including at least one laboratory-confirmed case of influenza. Outbreaks are reported in the week when laboratory confirmation is received.

**Schools reporting greater than 10% absenteeism on any day most likely due to ILI

Graph 3: Number of Influenza Outbreaks in Nursing Homes¹ and ILI Outbreaks in Schools² reported to Public Health in New Brunswick, by report week, seasons 2008/09 and 2009/10



¹ The National FluWatch definition of an outbreak in a nursing home is stated as two or more cases of ILI within a seven-day period, including at least one laboratory confirmed case.

² The National FluWatch definition of an ILI outbreak in a school is stated as absenteeism greater than 10% on any day most likely due to ILI.

5) Pandemic H1N1 Related Hospitalization and Death Data

Table 3: Number of pandemic H1N1 hospitalizations and deaths in New Brunswick, by Health Region up to November 14, 2009.

Regions	Pandemic H1N1 Hospitalizations		Pandemic H1N1 Deaths	
	Reporting period: 08/11/09-14/11/09	Cumulative (April 2009 to November 14, 2009)	Reporting period: 08/11/09-14/11/09	Cumulative (April 2009 to November 14, 2009)
Region 1	19*	36**	0	0
Region 2	5	19	1	1
Region 3	12	21	0	0
Region 4	8	15	1	1
Region 5	3	4	0	0
Region 6	0	0	0	0
Region 7	2	3	0	0
Total NB	49	98	2	2

* 2 cases were out of province

**3 cases were out of province

National Flu Watch Program - Additional information on influenza activity in Canada and around the world is available on the Public Health Agency of Canada's website at:

www.phac-aspc.gc.ca/fluwatch/index.html

More information on the Pandemic H1N1 Flu virus in New Brunswick is available on the NB Health website at: <http://www.gnb.ca/cnb/Promos/Flu/index-e.asp>

Prepared by the Communicable Disease Control Unit
Office of the Chief Medical Officer of Health, Tel: (506) 444-3044