

WEEKLY NEW BRUNSWICK INFLUENZA REPORT

Reporting period: December 4, 2011 – December 10, 2011 (week 49)

Summary

In New Brunswick, low influenza activity for week 49 and within expected levels

New Brunswick:

- There has been no positive influenza detection during week 49, consistent with baseline levels.
- The ILI consultation rate in week 49 was low and slightly below the expected range for this time of year.
- No new ILI or influenza outbreaks were reported in week 49, consistent with baseline levels.

Canada:

- Influenza activity is increasing in more regions compared to previous weeks. Two regions (BC & SK) reported localized influenza activity and ten regions reported sporadic influenza activity (in BC, AB, ON & QC), similar to the previous week.
- Nineteen influenza detections were reported in week 49, similar to the previous week.
- The ILI consultation rate declined to slightly below the expected levels in week 49. Two ILI or influenza outbreaks were reported in week 49.

International:

- United States: On December 9, 2011, the CDC has confirmed two new cases of human infection with novel influenza A viruses in children from 2 states (Minnesota and West Virginia). One patient was infected with a novel influenza A (H1N2) virus and one patient was infected with a novel influenza A (H3N2) virus. Both patients have recovered from their illnesses. There were no reports of direct or indirect contact with swine prior to illness onset in either of these cases. Limited human-to-human transmission may have occurred in these children. No such infections have been reported in Canada.

1) Influenza Laboratory Data¹

- Overall influenza activity remains low in week 49.
- No influenza detections were reported during that period.
- Since the beginning of the season, one positive influenza detection has been reported.

¹ Surveillance specimens are submitted by recruited New Brunswick Sentinel Practitioner Influenza Network (NB SPIN) practitioners, which are comprised of 7 sites in Emergency Rooms, 5 sites in Family Practice, 3 sites in First Nations communities, 1 site in a Nursing Home, 3 sites in Universities and 8 sites in Community Health Centers. Diagnostic specimens are submitted by physicians in the community/hospital setting. Influenza laboratory data is comprised of results from surveillance and diagnostic specimens. All laboratory specimens are tested using a real-time PCR assay, which is a rapid detection method designed for detection of all known variants of influenza A and B. All laboratory-confirmed cases are reported for the week when laboratory confirmation was received.

Graph 1: Number and percent of positive influenza specimens in New Brunswick, by week, up to December 10, 2011 (data source: G. Dumont lab results)

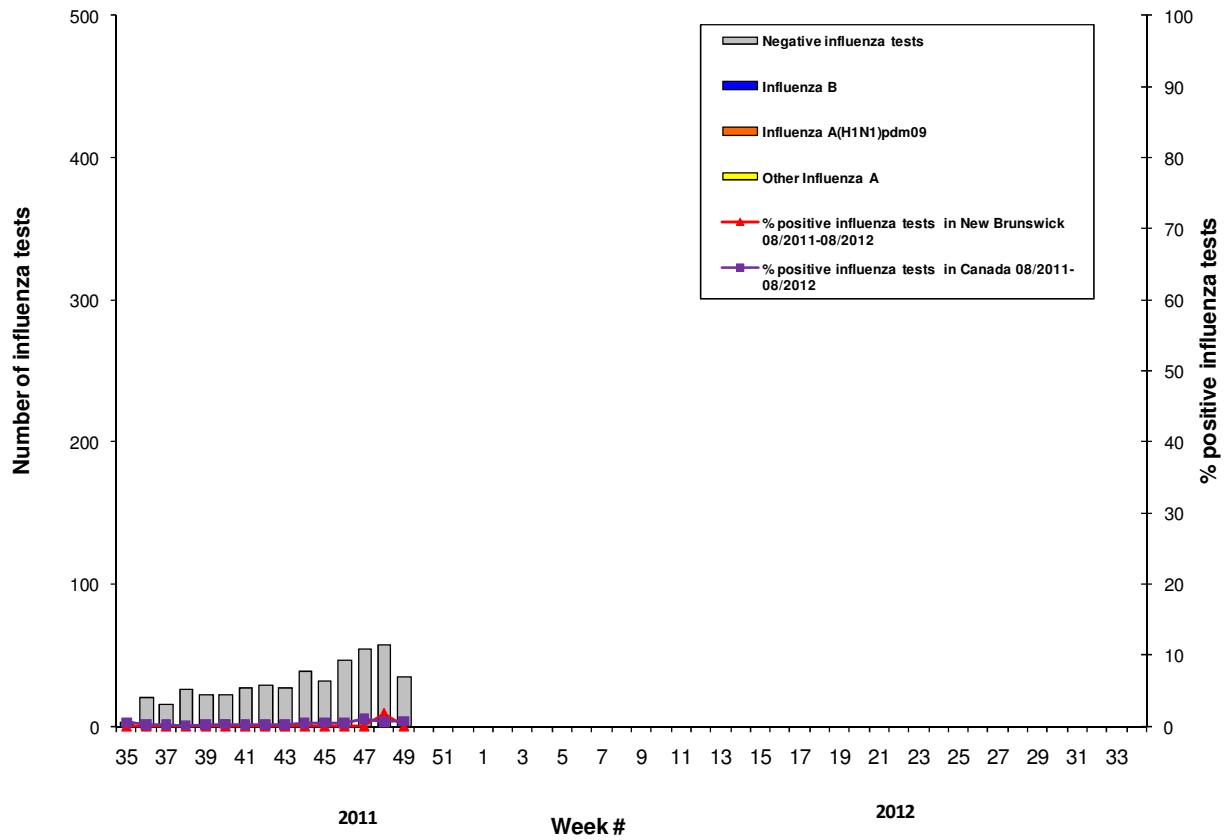


Table 1: Positive influenza test results by Health Region in New Brunswick up to December 10, 2011 (data source: G. Dumont lab results)

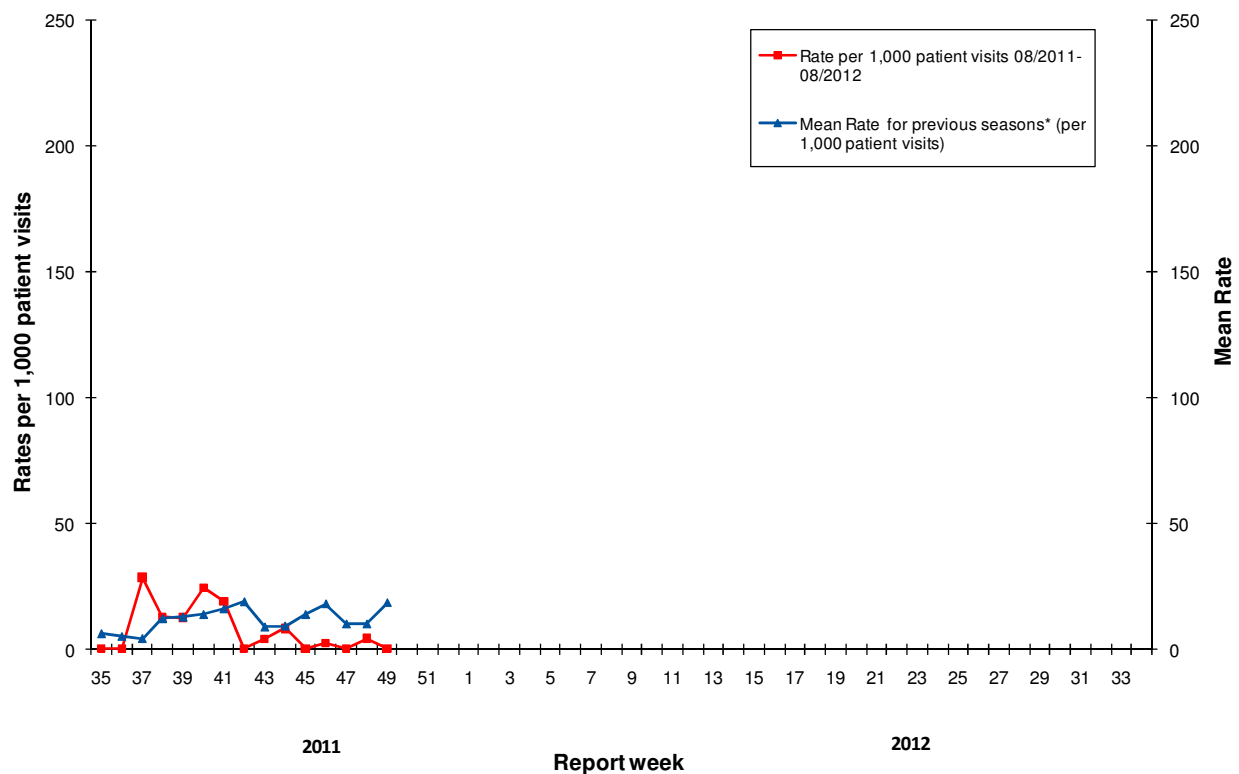
Region	Reporting period:						Cumulative: (2011/2012 season)					Cumulative: (2010/2011 season)		
	December/04/2011–December/10/2011						Aug./28/2011 –Dec./10/2011					Aug./29/2010 – Aug./27/2011		
	Activity level ²	A				B	A				B	A		B
A(H1)		A(H3)	(H1N1) pdm09	unsubt yped		A(H1)	A(H3)	(H1N1) pdm09	unsubt yped		Non-pH1N1	pH1N1		
Region 1	No activity	0	0	0	0	0	0	0	0	0	1	433	56	29
Region 2	No activity	0	0	0	0	0	0	0	0	0	0	57	2	13
Region 3	No activity	0	0	0	0	0	0	0	0	0	0	112	16	19
Region 4	No activity	0	0	0	0	0	0	0	0	0	0	79	58	56
Region 5	No activity	0	0	0	0	0	0	0	0	0	0	26	3	1
Region 6	No activity	0	0	0	0	0	0	0	0	0	0	46	27	5
Region 7	No activity	0	0	0	0	0	0	0	0	0	0	32	3	3
Total NB		0	0	0	0	0	0	0	0	0	1	785	165	126

² Influenza activity level definition is available on the PHAC FluWatch website: <http://www.phac-aspc.gc.ca/fluwatch/11-12/def11-12-eng.php>

2) ILI Consultation Rates³

- During week 49, the ILI consultation rate was 0.0 consultations per 1,000 patient visits, and was slightly below the expected levels for this time of year.
- During week 49, the sentinel response rate was 57% for the FluWatch sentinel physicians and 50% for the NB SPIN practitioners. (8 FluWatch and 8 NB SPIN)

Graph 2: ILI Consultation Rates in New Brunswick, by report week, season 2011/12 compared to previous seasons*



* The mean rate was based on data from the 1996/97 to 2010/2011 seasons and excludes the Pandemic season (2009-2010).

³ A total of 32 practitioner sites (14 FluWatch sentinel physicians and 18 NB SPIN sites) are recruited this season to report the number of ILI patients and total patient consultations one day during a reporting week.

3) ILI and Laboratory-Confirmed Outbreak Data

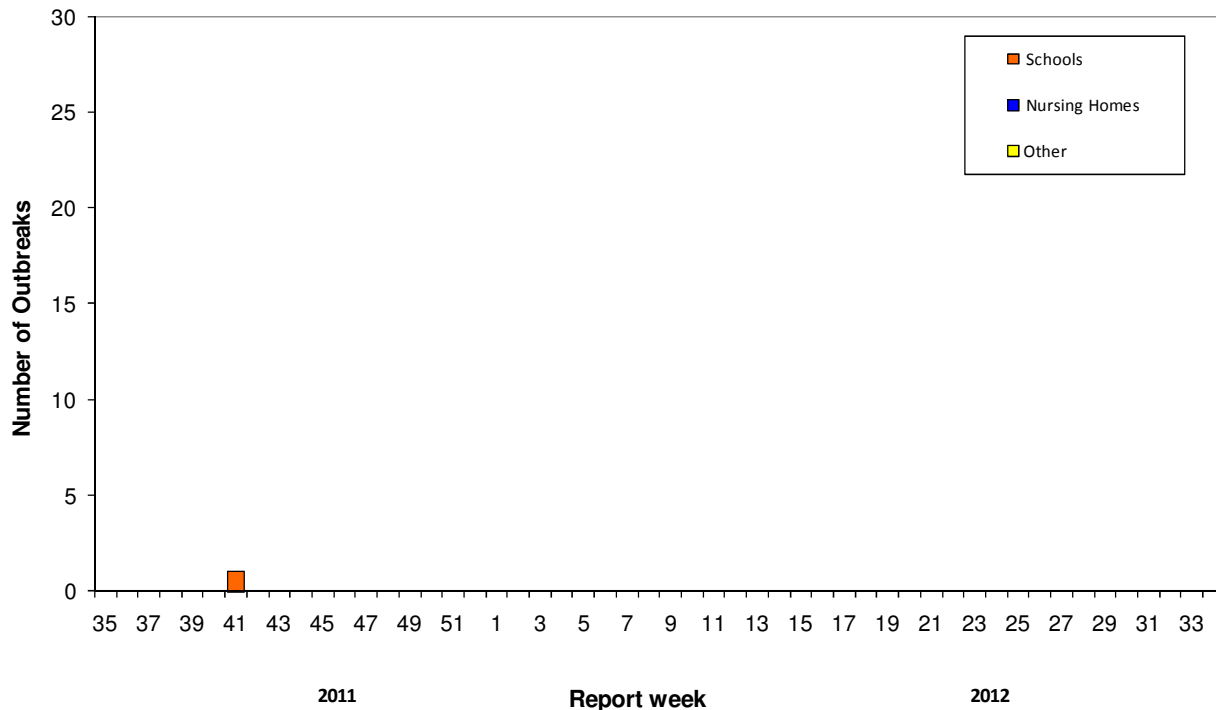
Table 2: ILI activity/outbreaks in New Brunswick nursing homes and schools for the reporting week, current and previous seasons.

	Reporting period: December /04/2011 –December/10/2011			Cumulative # of outbreaks season 2011-2012	Cumulative # of outbreaks season 2010-2011
	Lab-confirmed outbreaks in Nursing Homes*	Schools reporting ILI outbreaks**	Lab-confirmed outbreaks in Other Settings*		
Region 1	0 out of 13	0 out of 74	0	0	17
Region 2	0 out of 15	0 out of 81	0	0	21
Region 3	0 out of 14	0 out of 95	0	0	12
Region 4	0 out of 6	0 out of 22	0	0	12
Region 5	0 out of 2	0 out of 18	0	0	17
Region 6	0 out of 9	0 out of 35	0	0	10
Region 7	0 out of 4	0 out of 27	0	1	22
Total NB	0 out of 63	0 out of 352	0	1	111

*Two or more ILI cases within a seven day period, including at least one laboratory-confirmed case of influenza. Outbreaks are reported in the week when laboratory confirmation is received.

**Schools reporting greater than 10% absenteeism (or absenteeism that is higher (e.g. >5-10%) than expected level as determined by school or Public Health Authority) which is likely due to ILI.

Graph 3: Number of Influenza Outbreaks in Nursing Homes¹ and ILI Outbreaks in Schools² reported to Public Health in New Brunswick, by report week, season 2011/12.



¹ The National FluWatch definition of an outbreak in a nursing home is stated as two or more cases of ILI within a seven-day period, including at least one laboratory confirmed case.

² The National FluWatch definition of an ILI outbreak in a school is stated as absenteeism greater than 10% (or absenteeism that is higher (e.g.>5-10%) than expected level as determined by school or Public Health Authority) which is likely due to ILI.

National Flu Watch Program - Additional information on influenza activity in Canada and around the world is available on the Public Health Agency of Canada’s website at:

www.phac-aspc.gc.ca/fluwatch/index.html

Other Links:

World-

http://www.who.int/influenza/surveillance_monitoring/updates/latest_update_GIP_surveillance/en/index.html

Europe: http://www.euroflu.org/cgi-files/bulletin_v2.cgi and

http://www.ecdc.europa.eu/en/healthtopics/seasonal_influenza/epidemiological_data/Pages/Weekly_Influenza_Surveillance_Overview.aspx

PAHO: http://new.paho.org/hq/index.php?option=com_content&task=blogcategory&id=805&Itemid=569

Australia: <http://www.health.gov.au/internet/main/publishing.nsf/Content/cda-surveil-ozflu-flucurr.htm>

New Zealand: http://www.surv.esr.cri.nz/virology/influenza_weekly_update.php

Argentina: <http://www.msal.gov.ar/archivos/INFORME%20INFLUENZA%20PANDÉMICA%20 H1N1 %2005-08-2009.pdf>

South Africa: <http://www.nicd.ac.za/>

US: www.cdc.gov/flu/weekly/